






## Clinical Care Recliner

Item #	Color	UOM
D577-R	Rosewood 	1/cs
D577-J	Jade 	1/cs
D577-BR	Blue Ridge 	1/cs

- Ideal for use in dialysis, blood collection, respiratory and cardiac care.
- Chair can be positioned in 4 positions—upright (Figure A), TV (Figure B), Full Recline (Figure C) and Trendelenburg.
- Deep recline and Trendelenburg position can only be attained by an attendant.
- Gas cylinder controls deep recline and Trendelenburg position.

- Side panels "pop-off" for easy cleaning and maintenance.
- Large, blow-molded side trays includes recess for cup.
- 5" Casters (2 with locks) make it easy to move and secure recliner.
- Gas cylinder release handle for quick back release. Release handle can be operated from either side of the recliner.
- Wide, comfortable armrests are angled to provide support in any reclined position.
- Upholstered arm supports provide extra comfort in recline position.
- Neutral-colored, sturdy steel frame is easy to clean and maintain.
- Comfortable built-in headrest.
- Foam and vinyl meet California Technical Bulletin 117 Standard.

### specifications

Overall Dimensions	47.5" (H) x 30.5" (W) x 38" (D)
Width Between Arms	22"
Floor to Seat Height	26.5"
Seat Dimensions	21.5" (H) X 21.5" (W) X 20" (D)
Product Weight	115 lbs.
Carton Shipping Weight	135 lbs.
Weight Limit	250 lbs.
Warranty	Limited Lifetime on Frame, 1 Year on Upholstery and Moving Parts