



Quickie Q7 Active Rigid

July 2014

EIR4

Mark For:

Submitting for:

☐ Quote

☐ Order

Date: _____

PO#: _____

Dealer Acct #: _____

Dealer: _____

Dealer Contact: _____

Dealer Address: _____

Dealer City: _____ ST: _____ ZIP: _____

Dealer Phone: () _____ Fax: () _____

Confirmation Email: _____

Confirm Via: ☐ Fax ☐ Email

ADDITIONAL SHIPPING INFORMATION

Ship To: _____

Attention: _____

Address: _____

Address: _____

Ship To City: _____ ST: _____ ZIP: _____

Ship To Phone: () _____ Fax: () _____

The **HCPCS CODES** provided are based on code verification through PDAC or our interpretation of the code definitions.

The use of **HCPCS CODES** does not ensure coverage or payment. For coverage information, verify the appropriate payer's coverage policy.

✓	Option #	HCPCS	Definition	Price	✓	Option #	HCPCS	Definition	Price
---	----------	-------	------------	-------	---	----------	-------	------------	-------

1. FRAME STYLE & SETUP

Base Model

<input type="checkbox"/>	186WM61	K0005	Quickie Q7 - Welded (265 lbs)	\$2,725.00
--------------------------	---------	-------	-------------------------------	------------

Performance Package (No substitutions, discount given on separate line)

<input type="checkbox"/>	186QD01		Single Sided Fork	\$125.00
			Ultra Lightweight Wheel	\$250.00
			Schwalbe Marathon Plus Evolution	\$125.00
			Compact Wheel Lock	\$125.00
			Retail Value	\$625.00
			Package Price	\$535.00

Ultra Lite Package (No substitutions, discount given on separate line)

<input type="checkbox"/>	186QD02		Ultra Lite Seat Sling	\$100.00
			Ultra Lightweight Wheel	\$250.00
			Schwalbe Speed Run Tire	\$125.00
			Compact Wheel Lock	\$125.00
			Retail Value	\$600.00
			Package Price	\$510.00

Frame Angle

See **FIGURE 1**. Measure from front frame to floor.

<input type="checkbox"/>	186FA1	75°	NC
<input type="checkbox"/>	186FA8	80°	NC
<input type="checkbox"/>	186FA2	85°	NC

Frame Inset Per Side

See **FIGURE 2**. Frame Inset is the distance from the outside of the seat tube to the outside of the footrest.

<input type="checkbox"/>	186FF1	0"	NC
<input type="checkbox"/>	186FF2	1" (NA w/ 12" wide)	NC
<input type="checkbox"/>	186FF3	2" (NA with 12" & 13" wide)	NC

Frame Style

See **FIGURE 3**. Measurement for set up.

<input type="checkbox"/>	186FS9	Standard	NC
<input type="checkbox"/>	186FS34	Classic	NC

* **Standard Frame** - Seat Sling to front frame bend angle is 1.5" shorter than the classic position. **Classic Frame** - Traditional GT seat sling to front frame bend angle dimensions. Front of back cane post to front edge of seat sling will remain the same for both Standard and Classic.

Caster Housing Position

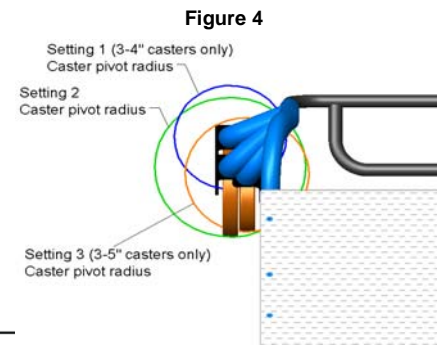
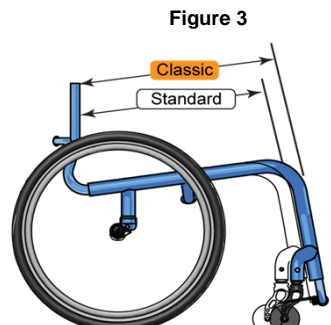
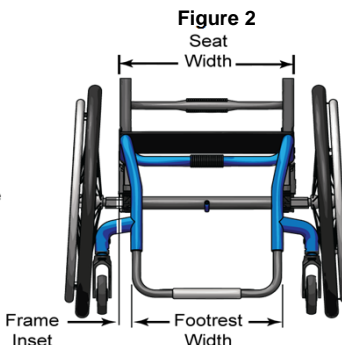
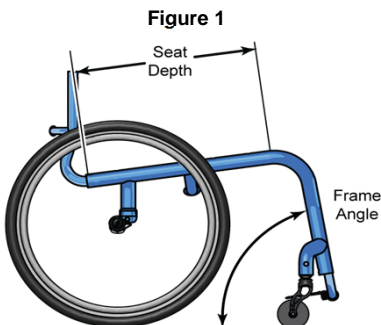
See **FIGURE 4**

<input type="checkbox"/>	186LH01	Setting 1 Suggested for 3" & 4" casters. For 2" Inset NA w/ setting 1	NC
<input type="checkbox"/>	186LH02	Setting 2 Suggested for 5" & 6" casters.	NC
<input type="checkbox"/>	186LH03	Setting 3 NA w/ 6" casters	NC

Frame - Direct Mount Wheel Lock (Optional)

No mounting clamp hardware. Only available with Compact Wheel Lock and 0° Camber. Not available with mountain tires or rear suspension. Traditional wheel locks available, see page 5. NA with rear suspension system.

<input type="checkbox"/>	186WH13	Direct Mount Wheel Lock	NC
--------------------------	---------	-------------------------	----



1. FRAME STYLE & SETUP (CONT.)

Seat Width

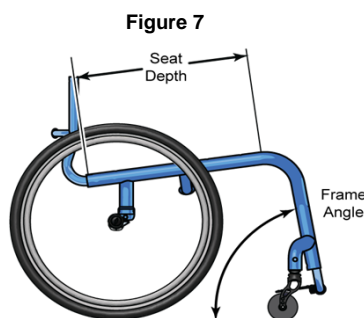
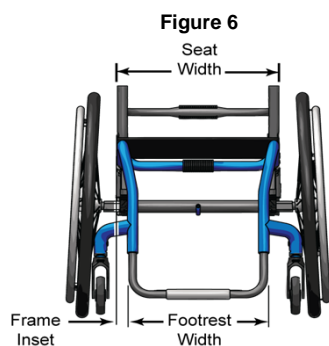
See **FIGURE 6** Measure from outside of seat tube to the outside of opposite seat tube.

<input type="checkbox"/>	186S3	12"	NC	<input type="checkbox"/>	186S8	17"	NC
<input type="checkbox"/>	186S4	13"	NC	<input type="checkbox"/>	186S9	18"	NC
<input type="checkbox"/>	186S5	14"	NC	<input type="checkbox"/>	186S10	19"	NC
<input type="checkbox"/>	186S6	15"	NC	<input type="checkbox"/>	186S48	20"	\$500.00
<input type="checkbox"/>	186S7	16"	NC		(E2201)		

Seat Depth

See **FIGURE 7** Measure from front of back post to front edge of seat sling. Seat sling is 1" shorter than depth ordered, but actual seat depth will remain the same as ordered.

<input type="checkbox"/>	186SD5	12"	NC	<input type="checkbox"/>	186SD10	17"	NC
<input type="checkbox"/>	186SD6	13"	NC	<input type="checkbox"/>	186SD11	18"	NC
<input type="checkbox"/>	186SD7	14"	NC	<input type="checkbox"/>	186SD12	19"	NC
<input type="checkbox"/>	186SD8	15"	NC	<input type="checkbox"/>	186SD13	20"	\$550.00
<input type="checkbox"/>	186SD9	16"	NC		(E2203)		



Seating Systems

<input type="checkbox"/>	186OP01	Standard Seat Sling	NC
<input type="checkbox"/>	186OP02	Ultra Seat Sling Available 14" to 18" Width and Depth. Ultra Seat Sling will be ~1/4" less than requested seat height value.	\$100.00
<input type="checkbox"/>	186OP04	Omit Seat Sling	NC

JAY Cushions (Optional)

To order any JAY cushions on-chair, please see the JAY price list. Cushion name or part number must be filled out with desired width and depth

<input type="checkbox"/>	186JC20	JAY Bundled Cushion	Price List
		Cushion Name or Part #	
		Width: _____	Depth: _____

2. FRONT SEAT HEIGHT SET UP

Front Seat Height

See **FIGURE 8** Measure from the front of the seat rail to the floor.

<input type="checkbox"/>	186SH14	16.0"	NC	<input type="checkbox"/>	186SH20	18.5"	NC
<input type="checkbox"/>	186SH15	16.5"	NC	<input type="checkbox"/>	186SH21	19.0"	NC
<input type="checkbox"/>	186SH16	17.0"	NC	<input type="checkbox"/>	186SH23	19.5"	NC
<input type="checkbox"/>	186SH17	17.5"	NC	<input type="checkbox"/>	186SH24	20.0"	NC
<input type="checkbox"/>	186SH18	18.0"	NC	<input type="checkbox"/>	186SH26	20.5"	NC
				<input type="checkbox"/>	186SH27	21.0"	NC

Figure 8



Caster Wheels

<input type="checkbox"/>	186CW1	3" Micro	NC
<input type="checkbox"/>	186CW3	4" Low Profile Polyurethane	NC
<input type="checkbox"/>	186CW31	4" Micro Lighted	\$70.00
<input type="checkbox"/>	186CW72	4" x 1" Aluminum Poly	\$100.00
<input type="checkbox"/>	186CW44	4" x 1.25 Semi Pneumatic	\$55.00
<input type="checkbox"/>	186CW64	4" x 1.5" Aluminum Soft Roll	\$175.00
<input type="checkbox"/>	186CW5	5" Low Profile Polyurethane	NC
<input type="checkbox"/>	186CW51	5" Micro Lighted	\$85.00
<input type="checkbox"/>	186CW6	5" Soft Roll (Grey) -NA w/Frog Legs	\$85.00
<input type="checkbox"/>	186CW65	5" x 1" Aluminum Poly	\$110.00
<input type="checkbox"/>	186CW7	5" x 1.5" Semi Pneumatic	\$85.00
<input type="checkbox"/>	186CW66	5" x 1.5" Aluminum Soft Roll	\$185.00
<input type="checkbox"/>	186CW34	6" Poly	NC
<input type="checkbox"/>	186CW33	E2214 E2215 6" Pneumatic	\$75.00
<input type="checkbox"/>	186CW35	6" x 1.5" Semi Pneumatic	\$85.00
<input type="checkbox"/>	186CW68	6" x 1.5" Aluminum Soft Roll	\$195.00

Caster Forks and Suspension

<input type="checkbox"/>	186CF65	Multiple Position	NC
<input type="checkbox"/>	186CF69	Multiple Position Single Sided Fork	\$150.00
<input type="checkbox"/>	186CF53	E1015 Frog Legs 0 weight to 100 lbs.	\$425.00
<input type="checkbox"/>	186CF54	E1015 Frog Legs 101 lbs. weight to 190 lbs.	\$425.00
<input type="checkbox"/>	186CF55	E1015 Frog Legs 191 lbs. weight to 265 lbs.	\$425.00

3. FOOTPLATE OPTIONS

Footrest			
<input type="checkbox"/>	186F229	Aluminum Tubular	NC
<input type="checkbox"/>	186F274	Aluminum Tubular w/ Snap On Cover	\$30.00
<input type="checkbox"/>	186F276	K0040 Angle Adjustable Flip Back	\$185.00
<input type="checkbox"/>	186F51	K0040 Platform Footrest	\$95.00
<input type="checkbox"/>	186F111	K0040 Ultra Lite Platform Footrest NA w/ 14" wide and 2" inset, NA w/ 19-20 wide w/ 0" inset	\$115.00

Adaptive Platform Spacer			
Only available with Platform Footrest. NA w/ Ultra Lite Platform.			
<input type="checkbox"/>	186AD1	Adaptive Platform 2" Spacer	\$95.00
<input type="checkbox"/>	186AD2	Adaptive Platform 4" Spacer	\$95.00
<input type="checkbox"/>	186AD3	Adaptive Platform 6" Spacer	\$95.00

Footrest Options			
<input type="checkbox"/>	186DI08	K0037 High Mount Ext Tubes (NA w/ Tubular footrest)	\$55.00
<input type="checkbox"/>	186DI03	K0038 Leg Strap	\$35.00
<input type="checkbox"/>	186DI04	K0038 Extra Leg Strap	\$35.00
<input type="checkbox"/>	186DI05	Gel Hanger Cover	\$105.00
<input type="checkbox"/>	186DI07	Neoprene Impact Guards	\$85.00
<input type="checkbox"/>	186DI02	Wear Pads	\$50.00
<input type="checkbox"/>	186DI06	Position Plates (NA for Tubular Footrest)	\$50.00

4. BACKREST

Back Type			
See FIGURE 9 Choose backrest position. 0° Equal is perpendicular to floor, + means forward			
<input type="checkbox"/>	186BT97	Active Fixed Backrest	NC
	Setting	<input type="checkbox"/> -4 <input type="checkbox"/> -2 <input type="checkbox"/> 0 <input type="checkbox"/> +2 <input type="checkbox"/> +4	

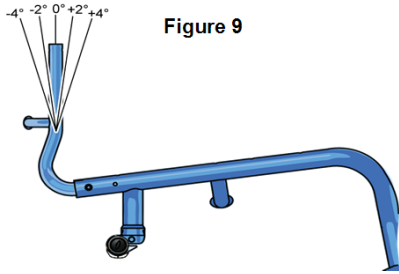


Figure 9

Ultra Lightweight Aluminum Fixed Backrest					
Select back height. 8", 9", or 10" only available with omit push handles. 17", 18", or 19" only available with fold down push handles					
<input type="checkbox"/>	186BB21	8"	\$75.00	<input type="checkbox"/>	186BB17 14" \$75.00
<input type="checkbox"/>	186BB20	9"	\$75.00	<input type="checkbox"/>	186BB18 15" \$75.00
<input type="checkbox"/>	186BB13	10"	\$75.00	<input type="checkbox"/>	186BB19 16" \$75.00
<input type="checkbox"/>	186BB14	11"	\$75.00	<input type="checkbox"/>	186BB10 17" \$75.00
<input type="checkbox"/>	186BB15	12"	\$75.00	<input type="checkbox"/>	186BB11 18" \$75.00
<input type="checkbox"/>	186BB16	13"	\$75.00	<input type="checkbox"/>	186BB12 19" \$75.00

Towel Bar			
<input type="checkbox"/>	186QT01	Standard Style - 4" Offset	NC
<input type="checkbox"/>	186QT02	Low Profile - 2" Offset Limited w/Solid Backs, Not suggested with 19" & 20" wide	\$50.00

Backrest Handles			
<input type="checkbox"/>	186PH5	Fold Down Push Handles NA w/ 8"- 10" fixed height NA w/ standard upholstery	\$100.00
<input type="checkbox"/>	186PH2	Omit Push Handles	NC

Backrest Upholstery			
<input type="checkbox"/>	186BU1	Standard Upholstery	NC
<input type="checkbox"/>	186BU70	E2611 Backrest Tension Adj Ballistic Nylon	\$315.00
<input type="checkbox"/>	186BU71	E2611 Backrest Tension Adj 3DX Vented	\$330.00
<input type="checkbox"/>	186BU14	Omit Back Upholstery	-\$15.00

JAY J3 Back			
<input type="checkbox"/>	186JB01	J3 Back To order a J3 Back please select Omit Back Upholstery. See J3 Back Order Form for Part #'s. NA w/ fold down push handles.	Price List

Military Service Patches			
Only available on tension adjustable upholstery and Jay 3 Back			
<input type="checkbox"/>	186VU1	US Marines Patch	\$90.00
<input type="checkbox"/>	186VU2	US Army Patch	\$90.00
<input type="checkbox"/>	186VU3	US Navy Patch	\$90.00
<input type="checkbox"/>	186VU4	US Air Force Patch	\$90.00
<input type="checkbox"/>	186VU12	Coast Guard Patch	\$90.00
<input type="checkbox"/>	186VU5	Purple Heart Patch	\$90.00
<input type="checkbox"/>	186VU8	Purple Heart with Marines Patch	\$145.00
<input type="checkbox"/>	186VU9	Purple Heart with Army Patch	\$145.00
<input type="checkbox"/>	186VU10	Purple Heart with Navy Patch	\$145.00
<input type="checkbox"/>	186VU11	Purple Heart with Air Force Patch	\$145.00
<input type="checkbox"/>	186VU13	Purple Heart with Coast Guard Patch	\$145.00

5. REAR SEAT HEIGHT SET UP

Axle Plate			
<input type="checkbox"/>	186AL57	Active Rigid (.5" to 4") Adjustment range 1/2" fore and aft in 1/4" increments except the .5" and 4" positions which are maxed	NC

Center of Gravity Preset			
Measure from front of back post to the center of rear axle. No additional rearward adjustment when .5" chosen. No additional forward adjustment when 4" chosen.			
<input type="checkbox"/>	186CC1	.5"	NC
<input type="checkbox"/>	186CC2	1.0"	NC
<input type="checkbox"/>	186CC3	1.5"	NC
<input type="checkbox"/>	186CC4	2.0"	NC
<input type="checkbox"/>	186CC5	2.5"	NC
<input type="checkbox"/>	186CC6	3.0"	NC
<input type="checkbox"/>	186CC7	3.5"	NC
<input type="checkbox"/>	186CC8	4.0"	NC

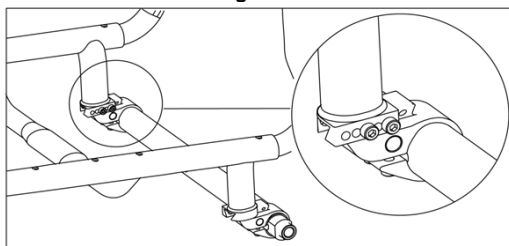
5. REAR SEAT HEIGHT SET UP (CONT.)

Camber

See **FIGURE 10**

<input type="checkbox"/>	186CI1	0°	NC
<input type="checkbox"/>	186CI2	3°	NC
<input type="checkbox"/>	186CI4	6° (NA w/ Mag wheel)	NC

Figure 10



Front to Rear Seat Height Matrix

12" Seat Depth	2.5" Max Front to Rear Seat Hgt.
13", 14" Seat Depth	3.0" Max Front to Rear Seat Hgt.
15", 16" Seat Depth	3.5" Max Front to Rear Seat Hgt.
17", 18" Seat Depth	4.0" Max Front to Rear Seat Hgt.
19", 20" Seat Depth	4.5" Max Front to Rear Seat Hgt.

Rear Seat Height

<input type="checkbox"/>	186RH11	13.0"	Only w/ 20" Rear Wheel	NC
<input type="checkbox"/>	186RH12	13.5"	Only w/ 20" Rear Wheel	NC
<input type="checkbox"/>	186RH13	14.0"	Only w/ 20" Rear Wheel	NC
<input type="checkbox"/>	186RH14	14.5"	Only w/ 20" Rear Wheel	NC
<input type="checkbox"/>	186RH15	15.0"	Only w/ 20", 22" Rear Wheel	NC
<input type="checkbox"/>	186RH16	15.5"	Only w/ 20" or 22". Limited availability w/ 24" depending on seat squeeze.	NC
<input type="checkbox"/>	186RH17	16.0"		NC
<input type="checkbox"/>	186RH18	16.5"		NC
<input type="checkbox"/>	186RH19	17.0"		NC
<input type="checkbox"/>	186RH26	17.5"		NC
<input type="checkbox"/>	186RH20	18.0"		NC
<input type="checkbox"/>	186RH27	18.5"		NC
<input type="checkbox"/>	186RH21	19.0"		NC
<input type="checkbox"/>	186RH37	19.5"		NC
<input type="checkbox"/>	186RH22	20.0"		NC

Tire	Wheel	Mag	Lite Spoke	Ultra Lightweight	Spinergy
Full Poly Tire		20,22,24	20,22,24		
High Pressure Clincher			22,24,25,26	22,24,25	22,24,25,26
Kik Mako Black		24	24,25		24,25
Knobby V-TRAK			24		24
Pneumatic		20,22,24	20,22,24,26		22,24,26
Pneumatic w/Airless Insert		20,22,24	20,22,24,26		22,24,26
Schwalbe Marathon		24	24,25,26	22,24,25	24,25,26
Schwalbe Speed Run			24,25	24,25	24,25
22" = 489 mm 24" = 540 mm 25" = 559 26" = 590					

Axle

<input type="checkbox"/>	186AX1	Quick Release Steel	NC
<input type="checkbox"/>	186AX13	Quad Quick Release Steel Only available with Mag Wheels	\$125.00

Rear Wheel

Ultra Lightweight only available w/ Aluminum Handrim. Contact Built 4 Me for Spinergy color options or Topolino Carbon Wheels.

<input type="checkbox"/>	186RW3	20" Mag	NC
<input type="checkbox"/>	186RW8	22" Mag	NC
<input type="checkbox"/>	186RW1	24" Mag	NC
<input type="checkbox"/>	186RW90	20" Lite Spoke	\$200.00
<input type="checkbox"/>	186RW91	22" Lite Spoke	\$200.00
<input type="checkbox"/>	186RW92	24" Lite Spoke	NC
<input type="checkbox"/>	186RW93	25" Lite Spoke	NC
<input type="checkbox"/>	186RW94	26" Lite Spoke	\$80.00
<input type="checkbox"/>	186RW06	22" Ultra Lightweight Spoke 2.0	\$250.00
<input type="checkbox"/>	186RW10	24" Ultra Lightweight Spoke 2.0	\$250.00
<input type="checkbox"/>	186RW16	25" Ultra Lightweight Spoke 2.0	\$250.00
<input type="checkbox"/>	186RW28	22" Spinergy SPOX Black Spokes	\$795.00
<input type="checkbox"/>	186RW95	24" Spinergy SPOX Black Spokes	\$795.00
<input type="checkbox"/>	186RW96	25" Spinergy SPOX Black Spokes	\$795.00
<input type="checkbox"/>	186RW97	26" Spinergy SPOX Black Spokes	\$795.00
<input type="checkbox"/>	186RW32	22" Spinergy LX Black Spokes	\$995.00
<input type="checkbox"/>	186RW98	24" Spinergy LX Black Spokes	\$995.00
<input type="checkbox"/>	186RW99	25" Spinergy LX Black Spokes	\$995.00
<input type="checkbox"/>	186RW40	26" Spinergy LX Black Spokes	\$995.00
<input type="checkbox"/>	186RW50	24" Mountain	\$250.00

Rear Wheel Tire

<input type="checkbox"/>	186RT3	E2218	Full Poly Tire	NC
<input type="checkbox"/>	186RT6	E2211 E2212	High-Pressure Clincher	\$95.00
<input type="checkbox"/>	186RT22	E2218	Kik® Mako Black	\$95.00
<input type="checkbox"/>	186RT27	E2211 E2212	Knobby V-TRAK by Kenda	\$95.00
<input type="checkbox"/>	186RT12	E2211 E2212	Mountain Only available in 24"	\$95.00
<input type="checkbox"/>	186RT1	E2211 E2212	Pneumatic	NC
<input type="checkbox"/>	186RT2	E2211 E2213	Pneumatic Airless Insert	\$80.00
<input type="checkbox"/>	186RT21	E2211 E2212	Schwalbe Marathon Plus Evolution	\$125.00
<input type="checkbox"/>	186RT28	E2211 E2212	Schwalbe Speed Run Tire	\$125.00

Handrim

Natural Fit Handrims only available in 22", 24", & 25"

<input type="checkbox"/>	186HR1	Aluminum Anodized	NC
<input type="checkbox"/>	186HR4	Plastic Coated NA w/ 25" & 26" Lite Spoke Wheels	\$95.00
<input type="checkbox"/>	186HR22	Natural Fit - Standard Grip	\$375.00
<input type="checkbox"/>	186HR23	Natural Fit - Super Grip	\$410.00
<input type="checkbox"/>	186HR30	Natural Fit LT - Standard Grip	\$375.00
<input type="checkbox"/>	186HR31	Natural Fit LT - Super Grip	\$410.00
<input type="checkbox"/>	186HR24	Spinergy Flex Rim Only available on Spinergy LX wheels 24" & 25"	\$525.00
<input type="checkbox"/>	186HR7	Omit Handrim NA w/ Ultra Lightweight Wheels	NC

5. ARMREST

Armrest - Height Adjustable

<input type="checkbox"/>	186AA11	E0973	Single Post Height Adjustable - Std Range 8" - 13". Adjust in 1" increments	\$285.00
<input type="checkbox"/>	186AA29	E0973	Single Post Height Adjustable - Low Range 6.5" - 10.5". Adjust in 1" increments	\$285.00

Armpad - For Height Adjustable

<input type="checkbox"/>	186AM23		Desk Length (10") <i>Classic</i>	NC
<input type="checkbox"/>	186AM21		Desk Length (10") <i>Contour</i>	NC
<input type="checkbox"/>	186AM24		Full Length (14") <i>Classic</i>	NC
<input type="checkbox"/>	186AM22		Full Length (14") <i>Contour</i>	NC

6. KEY OPTIONS & ACCESSORIES

Wheel Lock

Not all wheel locks available in all seat depths, wheel size, or COG

<input type="checkbox"/>	186WL1		High Mount Push	NC
<input type="checkbox"/>	186WL2		High Mount Pull	NC
<input type="checkbox"/>	186WL45		Ergo Scissor	NC
<input type="checkbox"/>	186WL30		Compact	\$125.00
<input type="checkbox"/>	186WL10		Omit Wheel Lock	NC

Wheel Lock Options

<input type="checkbox"/>	186WL12		Do Not Mount	NC
--------------------------	---------	--	--------------	----

Extension Handle

Ext. handles only available with high mount push or pull wheel locks

<input type="checkbox"/>	186EH7	E0961	Extension Handle (Pair)	\$65.00
--------------------------	--------	-------	-------------------------	---------

Anti Tips

<input type="checkbox"/>	186AT37	E0971	Anti Tips (Pair)	\$140.00
--------------------------	---------	-------	------------------	----------

Side Guards

Increases overall width of chair. Some interference may exist w/ padded SA arms at lowest settings

<input type="checkbox"/>	186SG33	K0108	Plastic Standard NA w/ Height Adjustable Arms	\$125.00
<input type="checkbox"/>	186SG29	K0108	Plastic Low NA w/ Height Adjustable Arms	\$125.00
<input type="checkbox"/>	186SG35	K0108	Aluminum NA w/Height Adj. Arms, High Push or Pull Wheel Locks	\$235.00
<input type="checkbox"/>	186SG36	K0108	Aluminum w/ Fender NA w/ Height Adj. Arms, High Push or Pull Wheel Locks	\$245.00
<input type="checkbox"/>	186SG12	K0108	Carbon Fiber NA w/ Height Adj. Arms, High Push or Pull Wheel Locks	\$450.00

Side Guard - Color Option

Available with Aluminum or Aluminum with Fender.

<input type="checkbox"/>	186GE01		Black	NC
<input type="checkbox"/>	186GE02		Matching Frame- Standard Colors	NC
<input type="checkbox"/>	186GE03		Matching Frame- Custom Color	\$50.00

Positioning Belt

<input type="checkbox"/>	186A117	E0978	Belt 2" Aircraft Buckle w/clamps	\$110.00
<input type="checkbox"/>	186A118	E0978	Belt 2" Aircraft Buckle Padded w/clamps	\$120.00
<input type="checkbox"/>	186A141	E0978	Belt 1.5" Auto Buckle Universal w/clamps	\$70.00

Spoke Guards

<input type="checkbox"/>	186A23	K0065	Black Spoke Guard	\$115.00
<input type="checkbox"/>	186A302	K0065	Quickie "Q" Clear	\$115.00

Additional Pack Accessories

<input type="checkbox"/>	186A1		Backpack - Adult	\$55.00
<input type="checkbox"/>	186A2		Backpack - Kids	\$50.00
<input type="checkbox"/>	186A8		Black Seat Pouch	\$45.00

Miscellaneous

<input type="checkbox"/>	186A203	E2207	Crutch Holder	\$195.00
<input type="checkbox"/>	186A83		Tool Kit	\$45.00

Frame Color

<input type="checkbox"/>	186C118		Bead Blast	NC
<input type="checkbox"/>	186C140		Aztec Gold	NC
<input type="checkbox"/>	186C2		Black (Not avail as base w/Zebra)	NC
<input type="checkbox"/>	186C141		Black Cherry	NC
<input type="checkbox"/>	186C10		Black Opal	NC
<input type="checkbox"/>	186C38		Blue Opal	NC
<input type="checkbox"/>	186C36		Candy Blue	NC
<input type="checkbox"/>	186C14		Candy Purple	NC
<input type="checkbox"/>	186C35		Candy Red	NC
<input type="checkbox"/>	186C142		Electric Blue	NC
<input type="checkbox"/>	186C143		Evergreen	NC
<input type="checkbox"/>	186C126		Glow	NC
<input type="checkbox"/>	186C144		Green Apple	NC
<input type="checkbox"/>	186C147		Hot Sparkle Pink	NC
<input type="checkbox"/>	186C148		Mauve Pink	NC
<input type="checkbox"/>	186C103		Rootbeer	NC
<input type="checkbox"/>	186C114		Sparkle Silver	NC
<input type="checkbox"/>	186C145		Sunrise Orange	NC
<input type="checkbox"/>	186C113		Titanium Color Paint	NC
<input type="checkbox"/>	186C8		Yellow	NC
<input type="checkbox"/>	186C44		Glossy White - Limited Edition	NC

Matte Frame Colors

<input type="checkbox"/>	186C116		Matte Black	NC
<input type="checkbox"/>	186C151		Matte Black Cherry	NC
<input type="checkbox"/>	186C150		Matte Electric Blue	NC
<input type="checkbox"/>	186C149		Matte Evergreen	NC
<input type="checkbox"/>	186C152		Matte Purple	NC

Custom Frame Color

<input type="checkbox"/>	186C112		Desert Camouflage	\$295.00
<input type="checkbox"/>	186C43		Mossy Oak Camouflage	\$295.00
<input type="checkbox"/>	186C42		Stars & Stripes	\$295.00
<input type="checkbox"/>	186C108		Zebra (Choose above base color) Std with White unless above base paint is chosen NA w/ Black	\$295.00

Anodized Color Package

Forks, Backcane Bracket, Rear Axle Clamp. NA w/ Frog Legs- anodized parts can be ordered separately

<input type="checkbox"/>	186EB07		Black	NC
<input type="checkbox"/>	186EB08		Blue	\$150.00
<input type="checkbox"/>	186EB09		Green	\$150.00
<input type="checkbox"/>	186EB10		Purple	\$150.00
<input type="checkbox"/>	186EB11		Red	\$150.00
<input type="checkbox"/>	186EB12		Ti Grey	\$150.00

Built For Me

To inquire about any unique customization for Quickie products, contact:
Phone: (800) 333 - 4000, Option #3, Fax: (800) 333 9011

